5 SPAN UIOL FOR CURVED TRACK OF RADIUS 350 METRES

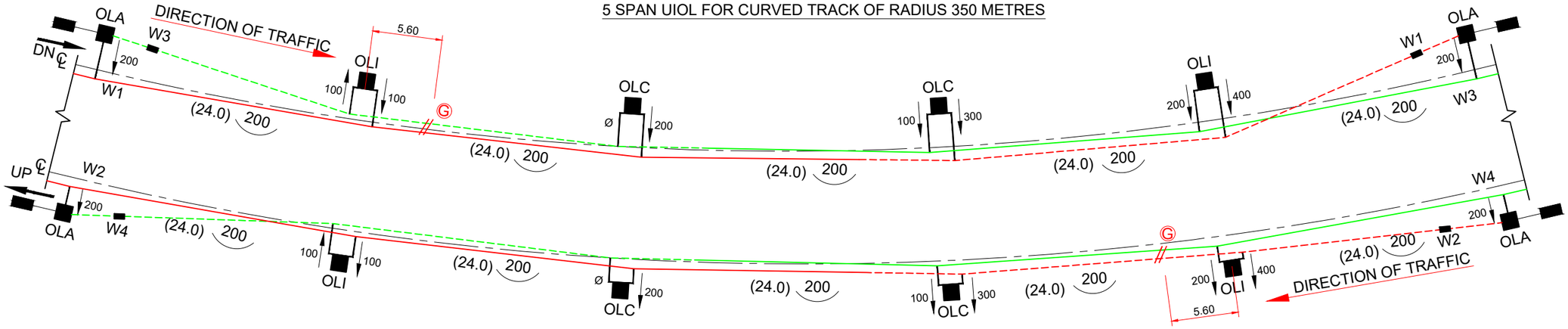

DOWN TRACK ONLY SHOWN FOR CONTACT WIRE (ELEVATION)



UP TRACK ONLY SHOWN FOR CONTACT WIRE (ELEVATION)



LEGEND:-

S.NO	SYMBOL	DESCRIPTION
1	■	CUT-IN-INSULATOR
2	OLA	OVERLAP ANCHOR
3	OLI	OVERLAP INTERMEDIATE
4	OLC	OVERLAP CENTER
5	Ⓖ	CONTINUITY JUMPER
6	——	IN-RUN WIRE
7	- - - -	OUT OF RUN WIRE
8	W1,W2,W3,W4	WIRE RUN
9	↑XX	STAGGER
10	200	VERSINE

NOTES:-

1. MAXIMUM SPAN WILL BE AS PER RADIUS OF THE CURVE.
2. W1, W2, W3, W4 = CONTACT WIRE.
3. ALL DIMENSIONS ARE IN METRES EXCEPT STAGGER AND VERSINE WHICH ARE IN MM.
4. UNINSULATED AIR GAP = 200MM
5. THIS IS A TYPICAL ARRANGEMENT APPLICABLE FOR CURVE OF RADIUS 350 METRES. FOR CURVE OF DIFFERENT RADIUS , VALUE OF VERSINE AND STAGGER WILL CHANGE AS PER SELECTED SPAN.
6. REACH-OVER STEADY ARM WITH HIGHER DIP IS REQUIRED AT OLC LOCATIONS.
7. MINIMUM SWEEPING ZONE SHALL BE 2.0M

FOR TENDER PURPOSE ONLY

NOTES:

1. ALL DIMENSIONS ARE IN METER UNLESS MENTIONED OTHERWISE.
2. ALL DIMENSIONS ARE TO BE READ AND NOT TO BE MEASURED.
3. ANY DISCREPANCY IN THE DRAWING MUST BE BROUGHT TO THE NOTICE OF THE DESIGNER.
4. INTERFACE WITH OTHER DESIGN DISCIPLINE WILL BE DONE AS PER AVAILABILITY OF DETAILS.

REV	DATE	DESCRIPTION	Originator	Checked	Approved
R1	02-09-2024	Revised as per K-RIDE comments	KD	CK / NP	RK / SK
R0	13-08-2024	FIRST SUBMISSION	DK / SB	CK / NP	RK / SK

K RIDE

DM / ELE / KRIDE	Sr. DGM / ELE / KRIDE	AGM / ELE / KRIDE

Certified that this document has been designed and checked in accordance with GC Quality Assurance Plan.

EGIS-AECOM-WSP

Senior Discipline Expert	Chief Discipline Expert	Project Director

Certified that this document has been designed and checked in accordance with DDC Quality Assurance Plan.

Detailed Design Consultant for design of Traction & Auxiliary Power Supply and Distribution for BSRP

SYSTRA MVA CONSULTING (INDIA) PVT. LTD.
10th and 11th Floor, Tower-B, 12/3, Vatika Mindscapes, Mathura Road, NH2, Sector 27D, Faridabad, Haryana 121013

Drawn		Checked:		Approved:	
D. Kumar		D. Kalyan		R. Kapoor	
S. Bhati		N. Parmar		S. Kumar	

Client: RAIL INFRASTRUCTURE DEVELOPMENT COMPANY (KARNATAKA) LIMITED

Project Title: Bengaluru Suburban Rail Project (BSRP)
(Detailed Design Consultant for design of Traction & Auxiliary Power Supply and Distribution for BSRP)

CORRIDOR-2 & 4

Drawing Title: TYPICAL OCS ARRANGEMENT DRAWING: 5 SPAN UNINSULATED OVERLAP FOR CURVED TRACK OF RADIUS 350 METRES

Project Stage: Tender Drawing

Paper Size: A3 | Discipline: Power Supply & Traction System | Date: 13/08/2024 | Scale: NTS

Drawing no.: KRDD01-TDR-GEN-GEN-OCS-DWG-00027 | Revision: R1